

WLS LIGHTING SYSTEMS

FVB SERIES

VERTICAL LAMP/FLAT GLASS LENS



SPECIFICATIONS

HOUSING All housings are manufactured using technologically advanced computer numerical control (CNC) machinery. Precision sheared and formed from one piece, .080 gauge, corrosion resistant aluminum, with tooled external reveal. The computerized (CNC) machinery enables all housings to be constructed quickly, efficiently, and adhering to exacting ISO 9002 standards. All external hardware is stainless steel.

LENS AND DOOR ASSEMBLY Hinged door assembly is (CNC) precision, sheared and formed from one piece, .080 gauge, corrosion resistant aluminum with captive 1/4 turn stainless steel fasteners. The standard lens is a clear tempered flat glass, secured by aluminum lens retainers and sealed with one piece extruded silicone gasketing to provide complete weather and insect protection.

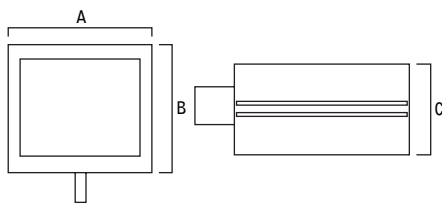
OPTICAL SYSTEM Multi-faceted, segmented, highly efficient, 95% reflective formed aluminum, vertical burn reflectors, available in five distributions.

MOUNTING An extruded aluminum, bolt-on-arm, with continuous channels, securing (2) 1/2 inch zinc running bolts with stainless steel hardware is standard. Extruded aluminum arm is premounted to fixtures. Optical slip-fit arm provides ease of installation.

ELECTRICAL ASSEMBLY Ballast is factory wired and tapped to voltage specifications. All ballasts are CWA or HPF regulating auto transformers, available in Metal Halide, Pulse-Start, and High Pressure Sodium. Ballast is capable of providing consistent lamp starting down to -20 degrees Fahrenheit. Ballast is fastened to an easily accessible ballast tray for service convenience. Socket is a glazed porcelain medium or mogul base with nickel plated contacts, rated at 5K and 600V.

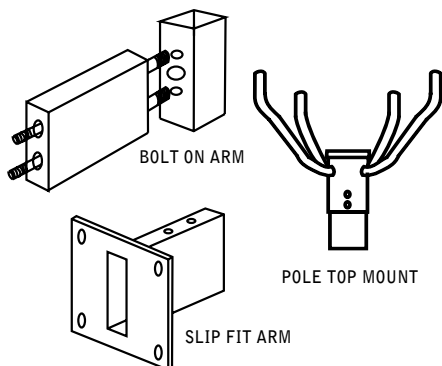
OPTIONS Fixtures available with a variety of options, including photo cell, photo receptacle, convex or flat glass lens, light shield, and fusing. Please consult factory for custom options.


DIMENSIONS



	A	B	C	STRIPE	EPA
FVB-1	14"	14"	10"	2"	0.7
FVB-2	19"	19"	12"	2"	1.3
FVB-3	23"	23"	13"	2"	2.1
FVB-4	23"	23"	15"	2"	2.4

MOUNTING BRACKETS



 LISTED for wet locations.

Approved By: _____

Project Name: _____

Location: _____

Date: _____

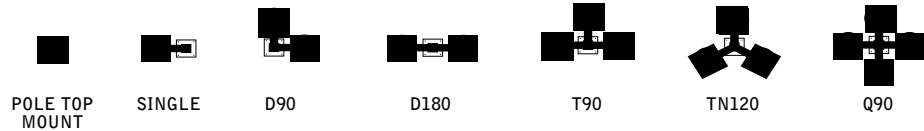
WLS LIGHTING SYSTEMS
MANUFACTURING SINCE 1969

P.O. Box 100519 ■ Fort Worth, TX 76185
800.633.8711 ■ Fax: 817.735.4824 ■ www.wslighting.com

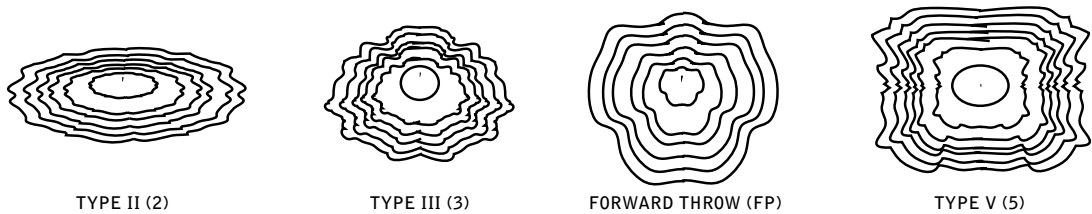
FVB SERIES

VERTICAL LAMP/FLAT GLASS LENS

FIXTURE MOUNTING CONFIGURATIONS



OPTICS



NOTE: Based on 1000 Watt MH vertical burn. Consult factory for accurate optics.

ORDERING INFORMATION

SELECT APPROPRIATE CHOICE FROM EACH COLUMN TO FORMULATE ORDER CODE. Refer to example below.

LUMINAIRE PREFIX	DISTRIBUTION	LAMP WATTAGE	LIGHT SOURCE	LENS	LINE VOLTAGE	LUMINAIRE FINISH	OPTIONS
FVB-1	2 - Type II 3 - Type III FP - Perimeter Forward Throw 5 - Type V	100W	PS - Pulse-Start	FG - Flat Glass	480V	BRZ - Bronze	GS - Glare Shield
		150W	HPS - High Pressure Sodium (100, 150W)			BLK - Black	
FVB-2		200W	PS - Pulse-Start	CT - Contoured	MT - Multi Tap ³ TT - Tri Tap ²	WHT - White	SF - Single Fusing
		250W	HPS - High Pressure Sodium (200, 250, 400W)	FG - Flat Glass		GRN - Green	
FVB-3		320W	MH - Metal Halide (175W)	CT - Contoured		GY - Grey	DF - Double Fusing
		350W				PS - Pulse-Start	
FVB-4		400W	HPS - High Pressure Sodium (200, 250, 400W)	CT - Contoured			CC - Custom Color
		400W	MH - Metal Halide (250, 400W)			FG - Flat Glass	
FVB-4		400W	PS - Pulse-Start	CT - Contoured			
		450W	HPS - High Pressure Sodium (400W ¹)			FG - Flat Glass	
FVB-4		750W	MH - Metal Halide (400, 750, 1000W)	CT - Contoured			
		1000W*	PS - Pulse-Start			FG - Flat Glass	
FVB-4		750W	MH - Metal Halide (1000W)	FG - Flat Glass			
		1000W*	PS - Pulse-Start			FG - Flat Glass	

FVB-2 3 400 MH FG MT BLK-N NO
(EXAMPLE ORDER)

ORDER:

WLS

NOTE:

1. Voltage for 750W High Pressure Sodium must be specified.
2. Consult factory for international voltages. (120, 277, 347 Voltage)
3. MT - Multi Tap is shipped standard unless otherwise specified.
(Multi Tap consists of 120V, 208V, 240V, and 277V. Multi Tap is pre-wired for highest voltage. Alternate voltages will require field re-wiring.)

Approved By: _____

Project Name: _____

Location: _____

Date: _____

WLS LIGHTING SYSTEMS
MANUFACTURING SINCE 1969

P.O. Box 100519 ■ Fort Worth, TX 76185
800.633.8711 ■ Fax: 817.735.4824 ■ www.wslighting.com