

WLS LIGHTING SYSTEMS

HH SERIES

HORIZONTAL / VERTICAL LAMP



SPECIFICATIONS

HOUSING The PS Series housing is fabricated of .12" extruded aluminum. This design is ideal for site, auto dealerships, tennis and other sports court lighting. The bottom access door provides ease of installation and servicing

LENS AND FRAME Lenses are available in contoured and flat impact resistant tempered glass, sealed with a poron gasket to a one-piece lens frame made of heavy gauge extruded aluminum. The lens door frame is attached with 2 stainless steel hinges, is equipped with a spring-loaded fastener for easy access, and closes securely on a poron gasket preventing entry of moisture and insects

FINISHES Fixtures are finished with a thermoset baked-on polyester powder finishing process to give the fixture an exceptionally attractive appearance. The polyester finish withstands extreme weather change without cracking or peeling. Standard and custom colors available.

REFLECTORS/DISTRIBUTION PATTERNS Fixtures are equipped with a state of the art polished aluminum segmented reflector available in five distribution patterns. Vertical or Horizontal burn lamps: Type II (2), Type III (3), Type V (5), Perimeter Forward Throw (FP) and Automotive Forward Throw (AF).

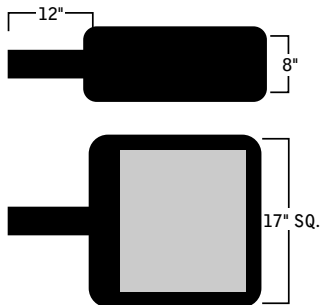
LIGHT SOURCES Designed to operate up to 450 Watt High Pressure Sodium Pulse Start and Metal Halide lamps.

SOCKETS Glazed porcelain mogul-base sockets feature spring-reinforced contacts. Rated to 600V.

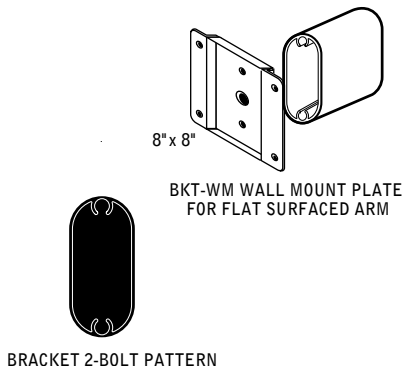
BALLAST CWA or HPF regulating auto transformers. Available in Metal Halide, Pulse Start or High Pressure Sodium. Starting temperature is -20 F for Metal Halide and -40 F for High Pressure Sodium. Maximum wattage is 450W.

BRACKETS Quick Fit Arm: are fabricated to fit any size tenon or pole top. Fixtures are manufactured with a fixed-arm which easily slips into the quick fit adapter making field installation SIMPLE. **Bolt On Arm:** 6" x 2" x 10" extruded steel arms are optional.

DIMENSIONS



MOUNTING BRACKETS



 LISTED
for wet locations.

Approved By: _____

Project Name: _____

Location: _____

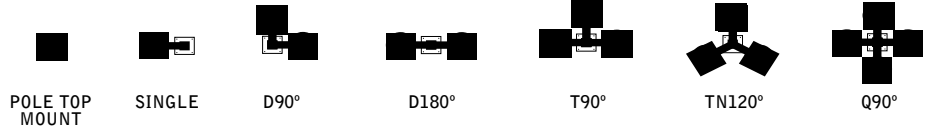
Date: _____

WLS LIGHTING SYSTEMS
MANUFACTURING SINCE 1969

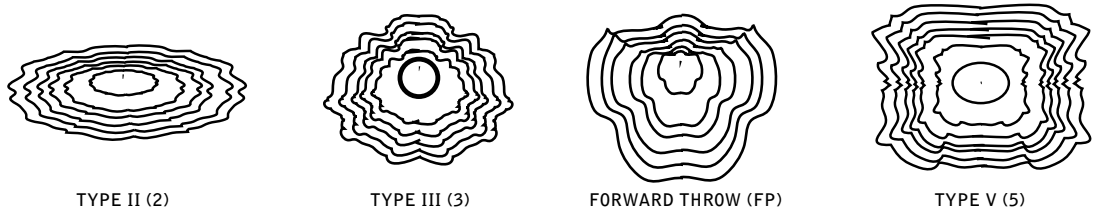
P.O. Box 100519 ■ Fort Worth, TX 76185
800.633.8711 ■ Fax: 817.735.4824 ■ www.wslighting.com

HH HORIZONTAL / VERTICAL LAMP SERIES

FIXTURE MOUNTING CONFIGURATIONS



OPTICS



NOTE: Based on MH vertical burn. Consult factory for accurate optics.

ORDERING INFORMATION

SELECT APPROPRIATE CHOICE FROM EACH COLUMN TO FORMULATE ORDER CODE. Refer to example below.

LUMINAIRE PREFIX	DISTRIBUTION	LAMP WATTAGE	LIGHT SOURCE	LENS	LINE VOLTAGE	LUMINAIRE FINISH	OPTIONS
HH	2 - Type II 3 - Type III FP - Perimeter Forward Throw 5 - Type V AF - Automotive Forward	175W 250W 320W 400W	MH - Metal Halide SMH - Super Metal Halide PSMH - Pulse-Start Metal Halide HPS - High Pressure Sodium	CT - Contoured FG - Flat Glass (Clear Tempered Glass)	480V MT - Multi Tap ³ TT - Tri Tap ²	BRZ - Bronze BLK - Black PLT - Platinum BUF - Buff WHT - White GRN - Green CC - Custom Color	LL - Less Lamp HL - Horizontal Lamp GS - Glare Shield BKT-WM - Wall Mount Plate QF - Quick Fit Arm Mount QR - Quartz Restrike PC - Photo Cell SF - Single Fusing DF - Double Fusing NO - No Options

HH **5** **400** **MH** **CT** **MT** **BRZ** **NO**
 (EXAMPLE ORDER)

ORDER:

WLS-HH _____

NOTE:

1. Voltage for 750W High Pressure Sodium must be specified.
2. Consult factory for international voltages. (120, 277, 347 Voltage)
3. MT - Multi Tap is shipped standard unless otherwise specified.
(Multi Tap consists of 120V, 208V, 240V, and 277V. Multi Tap is pre-wired for highest voltage. Alternate voltages will require field re-wiring.)

Approved By: _____

Project Name: _____

Location: _____

Date: _____

WLS LIGHTING SYSTEMS
 MANUFACTURING SINCE 1969

P.O. Box 100519 ■ Fort Worth, TX 76185
 800.633.8711 ■ Fax: 817.735.4824 ■ www.wslighting.com