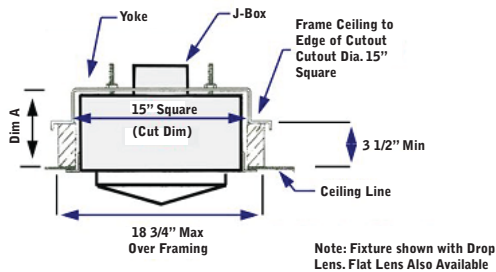
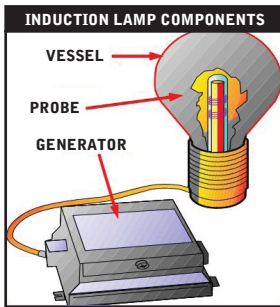
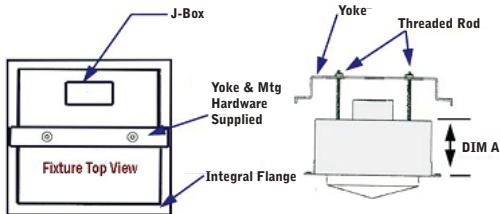


WLS LIGHTING SYSTEMS

CB SERIES INDUCTION LAMP



LENS TYPE	DIM A
Drop Lens	6 1/4"
Flat Lens	9 1/8"
Fixture Weight	15lbs.



GENERATOR:
 - 120V standard; 277V available with step-down transformer
 - Minimum starting temperature - 40 F
 - Instant Start

SPECIFICATIONS

HOUSING - Heavy-duty one-piece aluminum housing with a hinged refractor frame and silicone gasket. External mounting feet assembled to fixture housing, external junction box to top of fixture for external wiring. Provided with two (2) 1/2" NPT threaded hubs. Sealed and gasketed to prevent bugs, dirt, debris and water from entering.

FINISHES - Each fixture is finished with a baked-on polyester powder finishing process to give the fixture an exceptionally attractive appearance. Standard color is white. Consult factory for other colors.

REFLECTORS/DISTRIBUTION PATTERNS - The CB Series fixture has a precision die formed specular anodized aluminum reflector. Symmetrical light pattern maximizes uniformity between fixtures and glare free lighting.

LIGHT SOURCES - Designed to operate with a Philips QL-55 or a QL-85 watt Induction Lamp. Lamp life is rated for 100,000 hours and contains no filaments to break. The QL-85 lamp has an output of 6000 with a CRI of 85 and a 4000K color index. Lamp generator is available in 120 volt or 277 volt, lamp heat sink specially designed for maximum heat dissipation, ensuring cool lamp operating conditions and that lamp and fixture are able to survive a very hostile environment.

WARRANTY - Five year warranty on the fixture and finish, one year on the lamp and ballast.

LENS - The dropped lens is one-piece injection molded, UV stabilized, polycarbonate dropped prismatic refractor. Flat lens is polycarbonate prismatic lens. The lens frame is one-piece aluminum construction with a return flange allowing gasket to fit snugly to the frame. The lens is silicone sealed into the door frame and secured by 5 lens clips and the lens door is hinged for front access and fully gasketed to the housing.

APPLICATIONS - Dairy Production Facilities, Prisons / Jails, Schools / Universities, Cafeterias.

ORDERING INFORMATION

SELECT APPROPRIATE CHOICE FROM EACH COLUMN TO FORMULATE ORDER CODE.
 Refer to example below.

SERIES	DISTRIBUTION	WATTAGE	SOURCE	LENS	FINISH
CB	5 - Type V	55W 85W	IL - Induction Lamp	DL - Drop Lens FL - Flat Lens	WHT - White CC - Custom Color

CB

5

85

IL

FG

WHT

(EXAMPLE ORDER)

ORDER:

WLS-CB

5

Approved By: _____ Project Name: _____

Location: _____ Date: _____

P.O. Box 100519 | Fort Worth, TX 76185 | 800.633.8711 | Fax: 817.735.4824 | www.wslighting.com

WLS LIGHTING SYSTEMS

Consider the Impact!