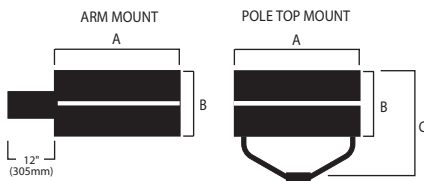


# WLS LIGHTING SYSTEMS

# FV VERTICAL LAMP / FLAT GLASS LENS SERIES



## DIMENSIONS



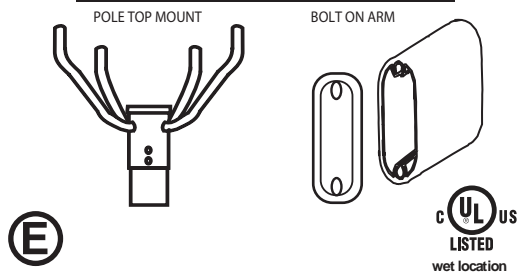
	A	B	C
FVM Arm Mount	21-5/8"(549mm)	12-3/4"(324mm)	—
FVMP Pole Top	21-5/8"(549mm)	12-3/4"(324mm)	21-15/16"(557mm)
FVR Arm Mount	21-5/8"(549mm)	16-1/8"(410mm)	—
FVRPT Pole Top	21-5/8"(549mm)	16-1/8"(410mm)	25"(635mm)

## LUMINAIRE EPA CHART

FV SERIES Flat Lens	FVM SERIES 12" Bracket	FVR SERIES 12" Bracket
Single	3.2	3.8
D180°	6.3	7.6
D90°	5.7	7.6
T90°	8.8	11.4
TN120°	9.0	11.4
Q90°	11.3	15.2
Pole Top	3.2	4.0

Note: House Side Shield adds to fixture EPA. Consult factory.

## MOUNTING BRACKETS



## SPECIFICATIONS

**HOUSING** - The FV Series formed aluminum housing is finished to produce a clean, sharp appearance and ensures weather-tight construction. Available in 2 sizes: Medium (reduced envelope 400 Watt Lamp) and Reduced (reduced envelope 1000 Watt Lamp).

**LENS/GASKET** - A flat tempered glass lens is sealed to the housing with an EPDM gasket, preventing entry of moisture, dust and insects. Combined with the vertical burn feature, the flat glass lens provides high performance lighting.

**TOP ACCESS** - Is secured by four captive stainless steel fasteners and provides ease of installation and servicing.

**FINISHES** - Each fixture is finished with a baked-on polyester powder finishing process to give the fixture an exceptionally attractive appearance. Standard finish colors include bronze, buff, black, platinum, white green. The polyester finish withstands extreme weather changes without cracking or peeling. Consult factory for available custom colors and pinstripe decal options.

**REFLECTORS/DISTRIBUTION PATTERNS** - The FV Series fixture is available in five reflector systems and distribution patterns, all with vertical burn lamps: Type II (2), Type III (3), Type V (5), Perimeter Forward Throw (FP) and Super Reflector (SR) for a minimum mounting height of 30 feet. Reflectors are field-rotatable, enabling generous flexibility in distribution patterns without fixture movement.

**LIGHT SOURCES** - Designed to operate with Pulse-Start Metal Halide, Natural White, Super Metal Halide, Metal Halide, Metal Halide Reduce Envelope or High Pressure Sodium.

**SOCKETS** - Porcelain mogul-base sockets with spring-reinforced contacts.

**BALLAST** - Pulse Start Metal Halide, Metal Halide, Super Metal Halide, and High Pressure Sodium feature a high-power factor CWA ballast, and are designed for -20°F operation.

**BRACKETS - Arm Mount:** 5 1/2" x 2 1/2" x 12" length shipped standard. (An 8" bracket is available for single or D180 configurations, but must be ordered separately from Options column of the ordering chart.) A Round Pole Plate (RPP) is required for mounting to 3" - 5" round poles. (See Options in Luminaire Ordering Information.)

**Pole Top:** Cast aluminum mounting hub conceals the wiring compartment and mounting hardware (consisting of four 11/16" O.D. aluminum rods for medium fixtures and 7/8" O.D. aluminum rods for large fixtures, and high-strength grade-five steel bolt with nylon insert and split lock washer for double locking.)

**DECAL STRIPING** - WLS offers optional color-coordinated decals in 9 standard colors to accent the fixture. Decal is guaranteed for five years against peeling, cracking, or fading.

Approved By: \_\_\_\_\_ Project Name: \_\_\_\_\_

Location: \_\_\_\_\_ Date: \_\_\_\_\_

1919 Windsor Place ■ Fort Worth, TX 76110 ■ 800.633.8711 ■ Fax: 817.735.4824 ■ www.wslighting.com

**WLS LIGHTING SYSTEMS**

Consider the Impact!

# FV SERIES

## VERTICAL LAMP / FLAT GLASS LENS

### ORDERING INFORMATION SELECT APPROPRIATE CHOICE FROM EACH COLUMN TO FORMULATE ORDER CODE. Refer to example below.

LUMINAIRE	DISTRIBUTION	LAMP WATTAGE	LIGHT SOURCE	LENS	LINE VOLTAGE	LUMINAIRE FINISH	OPTIONS
<b>FVM</b>	<b>2</b> - Type II <b>3</b> - Type III <b>FP</b> - Perimeter Forward Throw <b>5</b> - Type V	<b>250W</b> <b>320W</b> <b>350W</b> (PSMH only) <b>400W</b>	<b>PSMH</b> - Pulse-Start Metal Halide <b>HPS</b> - High Pressure Sodium	<b>FG</b> - Flat Glass	<b>480V</b> <b>MT</b> - Multi Tap <sup>3</sup> <b>TT</b> - Tri Tap <sup>2</sup>	<b>BRZ</b> - Bronze <b>BLK</b> - Black <b>PLT</b> - Platinum <b>BUF</b> - Buff <b>WHT</b> - White <b>GRN</b> - Green <b>MSV</b> - Metallic Silver <b>CC</b> - Custom Color	<b>LL</b> - Less Lamp <b>GS</b> - Glare Shield <b>8BK</b> - 8" Bracket <b>RPP</b> - Round Pole Plate <b>BKT-WM</b> - Wall Mount Plate <b>PT</b> - Pole Top <b>SF</b> - Single Fusing <b>DF</b> - Double Fusing <b>AS</b> - Accent Striping <b>PC</b> - Photo Cell <b>NO</b> - No Options
		<b>250W</b> <b>320W</b> <b>350W</b> <b>400W</b>	<b>NW</b> - Natural White				
<b>FVR</b>	<b>2</b> - Type II <b>3</b> - Type III <b>FP</b> - Perimeter Forward Throw <b>5</b> - Type V <b>AF</b> - Automotive Forward Throw <b>AI</b> - Automotive Interior <b>SR</b> - Super Reflector	<b>400W</b> <b>575W</b> (PSMH only) <b>750W</b> (PSMH only) <b>875W</b> (PSMH only) <b>1000W</b> (not available in HPS)	<b>MHR</b> - Metal Halide Reduced Envelope 1000 Watt * <b>PSMH</b> - Pulse-Start Metal Halide <b>HPS</b> - High Pressure Sodium <sup>1</sup>				
		<b>775W</b>	<b>NW</b> - Natural White				

**FV 5 1000 MH FG MT BRZ NO**

(EXAMPLE ORDER)

### ORDER: WLS

#### FOOTNOTES:

- When ordering pole top fixtures for tenon mounting, a pole top adaptor must be ordered.
- Tri-Tap not available in 1000 Watt PSMH. Voltage must be specified - 120V, 277V or 347V.
- For international voltages, consult factory.
- MT - Multi Tap is shipped standard unless otherwise specified. Multi Tap consists of 120V, 208V, 240V, and 277V. Multi Tap is pre-wired for highest voltage. Alternate voltages will require field re-wiring.
- Tri-Tap is shipped standard for Canadian applications. Tri-Tap consists of 120V, 277V, and 347V. Tri-Tap is pre-wired for highest voltage. Alternate voltages will require field re-wiring.
- An 8" bracket can only be ordered with single and D180° configurations.
- On FVR/FVRPT photoelectric control can only be used with 400 Watt PSMH.

\* In accordance with the 2007 Energy Independence and Security Act (EISA), fixtures will no longer be available in Probe Start Metal Halide with wattages from 150 watts through 500 watts for new installations. Replacement parts for existing fixtures are still available.

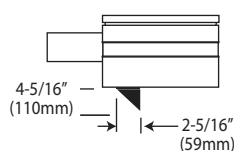
#### Color Decals

45 - Light Gold Metallic	55 - Black
20 - Charcoal Metallic	50 - White
94 - Blue Metallic	51 - Dark Red
59 - Dark Green	700 - Aztec Silver Metallic
21 - Tomato Red	

### ACCESSORY ORDERING INFORMATION (Accessories are field installed)

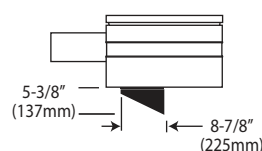
#### Description

- FVR/FVM 2 HSS - House Side Shield
- FVRPT/FVMPT 2 HSS - House Side Shield
- FVR/FVM 3 HSS - House Side Shield
- FVRPT/FVMPT 3 HSS - House Side Shield
- FVR/FVM FP HSS - House Side Shield
- FVRPT/FVMPT FP HSS - House Side Shield
- FVR/FVRPT FA/AFT HSS - House Side Shield

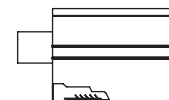


TYPE II

#### HOUSE SIDE SHIELDS

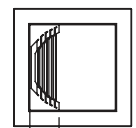


TYPE III AND FORWARD THROW (FA/FP/AFT)



FVR WITH INTERNAL HOUSE SIDE SHIELD

#### BOTTOM VIEW



Approved By: \_\_\_\_\_ Project Name: \_\_\_\_\_

Location: \_\_\_\_\_ Date: \_\_\_\_\_

**WLS LIGHTING SYSTEMS**