

WLS LIGHTING SYSTEMS

LS SERIES

VERTICAL LAMP



Flat-lensed fixtures meet IESNA full cutoff classification.



SPECIFICATIONS

LAMP TYPES - Standard or Pulse Start Metal Halide, High Pressure Sodium, and Compact Fluorescent.

SHADE AND CROWN - Die Cast Aluminum.

TRANSITIONS - There are four available transitions between the crown and the shade. N - Non luminous for areas where dark skies are critical; as well as H - Horizontal, and V - Vertical louvers for architectural appeal, and R - Rings to add a touch of whimsy. Rings are available in clear acrylic or aluminum. Aluminum rings can be painted to match or contrast the fixture.

BRACKETS - Brackets are extruded and cast aluminum assemblies or fabrications. All decorative elements are die cast or extruded aluminum.

FINISH - Available in metallic silver, satin verde green, bronze, black, white, buff, platinum plus, or graphite polyester powder coat.

LENS - Flat or Contoured tempered lenses are available. Lens is sealed to the lens frame casting.

GASKETS AND SEALS - Silicone gaskets seal the lens to the housing and the crown to the shade. All gaskets are extruded, molded or die cut silicone.

OPTICS - Four distributions - Type II, III, V and Forward Throw Perimeter. Shade attachment allows field orientation of optics in 90° increments.

LAMPHOLDER - Matched to the lamp. Glazed porcelain, medium or mogul base, 4KV pulse rated with spring center contact.

BALLASTS - High power factor for -20°F starting is standard. Universal electronic for 120 - 277V, 50 or 60 HZ operation is available for some wattages.

COLOR BANDS - Accent color decals are available in nine colors, and guaranteed for five years against peeling, cracking, or fading.

FASTENERS - All exposed fasteners are black oxide coated stainless steel.

Base Cover - Optional Decorative or Contemporary base covers have two-piece die cast construction with stainless steel fasteners. Base covers are polyester powder coated to match pole.

Approved By: _____ Project Name: _____

Location: _____ Date: _____

P.O. Box 100519 ▪ Fort Worth, TX 76185 ▪ 800.633.8711 ▪ Fax: 817.735.4824 ▪ www.wslighting.com

WLS LIGHTING SYSTEMS

Consider the Impact!

LS SERIES

VERTICAL LAMP

ORDERING INFORMATION

SELECT APPROPRIATE CHOICE FROM EACH COLUMN TO FORMULATE ORDER CODE. Refer to example below.

SERIES	SHADE	CROWN	WATTAGE/ LAMP TYPE	VOLTAGE	OPTICS	LENS	FINISH
LS-S	A B F	N H R V	50, 70, 100, 150, 175 MH E-17 Medium Base	MT - Multi Tap ¹ TT - Tri Tap ² (Magnetic Ballast is not available in 50, 70, 150 MH or 50 HPS)	2 - Type II 3 - Type III FP - Forward Throw Perimeter 5 - Type V	F - Flat Lens (provides full cut off) CT - Contoured Clear Tempered Glass	MSV - Metallic Silver SVG - Satin Verde Green BLK - Black BRZ - Bronze BUF - Buff WHT - White GPT - Graphite PLT - Platinum Plus
			50, 70, 100, 150 HPS E-17 Medium Base				
LS-M	A B F	N H R V	175, 250, 400 MHR Reduced MH-Mogul Base	UE - Electronic Universal Electronic 120-277v 50 or 60 HZ 480 - (Magnetic ballast is not available in 50 MH or HPS)			
			175, 200, 250, 320, 350, 400 PSMH Pulse Start Metal Halide				

LS-S B V 175PSMH MT 3 F MSV

(EXAMPLE ORDER)

ORDER :

WLS-

FIXTURE MOUNTING CONFIGURATIONS



CHD
Classic Hook Double




CHS
Classic Hook Single




CHW
Classic Hook Wall Mount



SAD
Side Arm Double



SCD
Straight Clevis Double



SCS
Straight Clevis Single



SCW
Straight Clevis Wall Mount



PT
Post Top

Approved By: _____ Project Name: _____

Location: _____ Date: _____

WLS LIGHTING SYSTEMS

P.O. Box 100519 Fort Worth, TX 76185 800.633.8711 Fax: 817.735.4824 www.wslighting.com

Consider the Impact!

LS SERIES

VERTICAL LAMP

ORDERING INFORMATION

SELECT APPROPRIATE CHOICE FROM EACH COLUMN TO FORMULATE ORDER CODE. Refer to example below.

OPTION/ ACCESSORY	STYLE	CONFIGURATION	POLE DIAMETER	POLE MATERIAL	POLE HEIGHT	POLE OPTIONS/ ACCESSORY
LL - Less Lamp PC120 - 120 Volt photocell PCHV - 208-277 Volt PhotoCell RGS - Rock Guard Stainless (Not available with PT) EQ - Emergency Quartz (Separate Circuit) SQN - Standby Quartz non time delay SQT - Standby Quartz time delay IHSS - Internal House Side Shield Color Bands: 45 - Light Gold metallic 20 - Charcoal Metallic 55 - Black 94 - Blue Metallic 59 - Dark Green 51 - Dark Red 21 - Tomato Red 50 - White 700 - Aztec Silver Rings: RMCLR - Clear Acrylic Rings RMBLK - Black Metallic Rings RMBRZ - Bronze Metallic Rings RMBUF - Buff Metallic Rings RMMSV - Silver Metallic Rings RMSVG - Satin Verde Green Rings RMGPT - Graphite Rings RMPLT - Platinum Plus Rings	CC - Curved Clevis CH - Classic Hook PM - Pendant Mount PT - Post Top SA - Side Arm SC - Straight Clevis	W - Wall Mount S - Single D180 - Double D90 - Double T90 - Triple T120 - Triple Q90 - Quad UCLS - Universal Pole Clamp - Single (CH only) UCLD180 - Universal Pole Clamp - Double (CH only)	4"	S10G S7G S11G	10'	BB - Banner Brackets (consult factory) DBC - Decorative Base Cover CBC - Contemporary Base Cover GFR - GFCI - Duplex Receptacle WPR - Weather Proof Receptacle
			5"		12'	

94

CC

S

4

S10G

16

DBC

(EXAMPLE ORDER)

ORDER :



SAS
Side Arm
Single




SAW
Side Arm
Wall Mount



CCD
Curved Clevis
Double




CCS
Curved Clevis
Single




CCW
Curved Clevis
Wall Mount

FOOTNOTES:

- 1 - MT - Multi Tap is shipped standard unless otherwise specified. Multi Tap consists of 120V, 208V, 240V, and 277V. Multi Tap is pre-wired for highest voltage. Alternate voltages will require field re-wiring.
- 2 - Tri-Tap is shipped standard for Canadian applications. Tri-Tap consists of 120V, 277V, and 347V. Tri-Tap is pre-wired for highest voltage. Alternate voltage will require field re-wiring.



UCLS
Universal Pole Clamp



UCLD180
Universal Pole Clamp

Approved By: _____ Project Name: _____

Location: _____ Date: _____

P.O. Box 100519 | Fort Worth, TX 76185 | 800.633.8711 | Fax: 817.735.4824 | www.wslighting.com

WLS LIGHTING SYSTEMS

Consider the Impact!

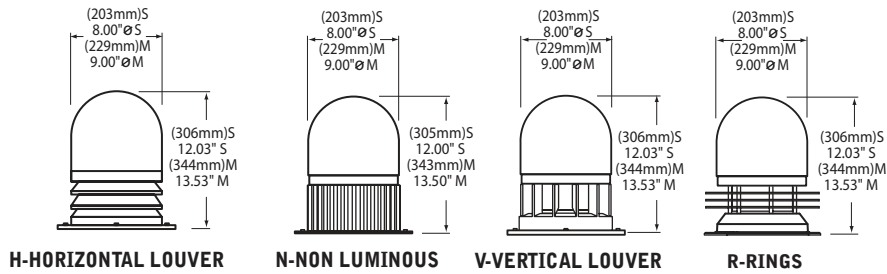
LS SERIES

VERTICAL LAMP

CROWN DIMENSIONS

CROWN DIMENSIONS

S = Small M = Medium

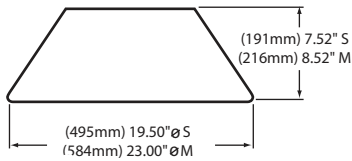


SHADE DIMENSIONS

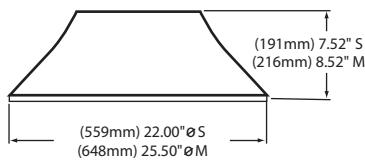
SHADE DIMENSIONS

S = Small M = Medium

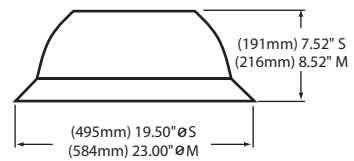
A-ANGLE SHADE



F-FLARED SHADE



B-BELL SHADE



Approved By: _____ Project Name: _____

Location: _____ Date: _____