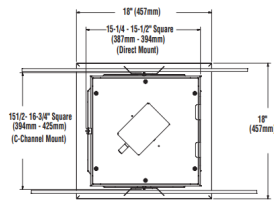


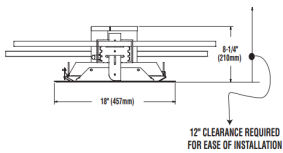
## SLL SERIES LED SOFFIT LIGHT



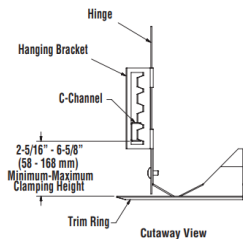
### DIMENSIONS



TOP VIEW



SIDE VIEW  
(Channel Mount Shown)



### SHIPPING WEIGHT

14 lbs. (6.4kg)



Made in the U.S.A. of the U.S. and imported parts.  
Meets Buy American requirements for ARRA.

### SPECIFICATIONS

#### EXPECTED LIFE

Minimum 60,000 hours to 100,000 hours depending upon the ambient temperature of the installation location.

#### LEDS

Select high-brightness LEDs. Cool White 5000K color temperature, 69 CRI.

#### DRIVER CURRENT

Super saver (SS) - most economical and highest lumens per watt or High Output (HO) - highest output per initial dollar.

#### DISTRIBUTION/PERFORMANCE

Type S (Symmetric) or 5A (Type 5). Excellent uniformity with Bug rating of BU-UO-G1. Optional diffused lens available to reduce visibility of diodes

#### HOUSING/OPTICAL UNIT

Housing is die-formed aluminum with a gasketed clear tempered glass lens providing a water-resistant seal. Weather-tight aluminum enclosure contains factory prewired driver to ensure no water entry. Sealed optical unit containing LEDs rated IP67.

#### MOUNTING

Direct mounts with screws through the trim frame (standard). Optional channel bar kit available to suspend assembly from ceiling joists. 12" clearance required for ease of installation.

#### ELECTRICAL

Universal frequency power supply (50/60 Hz). Supply voltage must be specified for pre-wired thermal protectors.

#### DRIVER

State-of-the-art driver technology designed specifically for WLS LED light sources provides unsurpassed system efficiency. Driver will operate with input of 120/208/240/277V (50/60 Hz). Components are fully encased in potting material for moisture resistance. Driver complies with IEC and FCC standards.

#### OPERATING TEMPERATURE

-40°C to +50°C (-40°F to +122°F).

#### FINISH

Each fixture is finished with WLS's DuraGrip® polyester powder coat finishing process. The DuraGrip finish withstands extreme weather changes without cracking or peeling, and is guaranteed for five full years. Standard color is white.

#### WARRANTY

WLS LED fixtures carry a limited 5-year warranty.

#### LISTING

Listed to U.S. and Canadian safety standards. Suitable for damp locations. For a list of the specific products in this series that are DLC listed, please consult the LED Lighting section of our website or the Design Lights website at [www.designlights.org](http://www.designlights.org).

Project Name: \_\_\_\_\_

Date: \_\_\_\_\_

Location: \_\_\_\_\_

Notes: \_\_\_\_\_

# SLL SERIES LED SOFFIT LIGHT

## ORDERING INFORMATION SELECT APPROPRIATE CHOICE FROM EACH COLUMN TO FORMULATE ORDER CODE.

Refer to example below.

SERIES	DISTRIBUION	LIGHT SOURCE	# OF LEDs	DRIVE CURRENT	COLOR TEMPERATURE	INPUT VOLTAGE	FINISH	OPTIONS
<b>SLL</b>	<b>S</b> Symmetric <b>5A</b> Type 5	<b>LED</b>	<b>50</b> 50 LEDs	<b>HO</b> High Output <b>SS</b> Super Saver	<b>CW</b> Cool White (5000° K nom.)	<b>120</b> 120V <b>208</b> 208V <b>240</b> 240V <b>277</b> 277V <b>347</b> 347V	<b>WHT</b> White	<b>CMT</b> Channel Bar Mounting Kit <b>DM</b> Direct Mount <b>DFL</b> Diffused Lens

### ORDER:

<b>WLS-SLL</b>		<b>LED</b>	<b>50</b>		<b>CW</b>		<b>WHT</b>	
----------------	--	------------	-----------	--	-----------	--	------------	--

Example: WLS-SLL-5A-LED-50-SS-CW-208-WHT-DM

LIGHT OUTPUT - SLL Series				
	CLEAR LENS	LUMENS	WATTS	LPW
Type S	SS - Super Saver	6,193	60	103
	HO - High Output	8,348	86	97
Type 5A	SS - Super Saver	5,158	60	86
	HO - High Output	6,959	86	81
DIFFUSED LENS				
Type S	SS - Super Saver	5,752	60	96
	HO - High Output	6,751	87	78
Type 5A	SS - Super Saver	4,393	60	73
	HO - High Output	5,842	87	67

LED Chips are frequently updated therefore values may increase.



1919 Windsor Place  
Fort Worth, TX 76110  
800.622.8711

www.wslighting.com

Project Name: \_\_\_\_\_

Date: \_\_\_\_\_

Location: \_\_\_\_\_

Notes: \_\_\_\_\_

01 REV. 12/17

Specifications subject to change without notice.